

Tuesday March 24th – Mrs. Unsihuay’s Class Resources

All completed work can be stored in the envelope and returned when we return to school if you choose.

- 1) Listen to the Morning Announcements by Dr. Leatherbarrow
<https://www.cbsd.org/Page/49332> (Scroll to the bottom of the page and find today’s date.)
- 2) Read today’s PT from Mrs. Unsihuay in Seesaw and comment in our blog.
- 3) Take our “Guess Who...?” challenge in Seesaw.
- 4) Poetry Playoffs (Read the next two poems and cast your vote!)
- 5) <https://forms.office.com/Pages/ResponsePage.aspx?id=j0gLqp78hUGl4zhCIN8jycg-g-GOCfpLt2moLdFQGHFUM05ETktTQjRUMFIBMFdIUtk4NVdPNzRDOC4u>


Overview

- Generate ideas to be used as seeds.

Explanation: We will use the menu posted in Seesaw (pictured to the right) to explore the genre of Opinion Writing.

Task 1

- Open to the next clean page in your notebook/writing paper.
- Write the date at the top (3 – 24– 20).
- Go back to the **Opinion Writing Menu** in Seesaw and choose a prompt write from.
- Write your opinion at the top of the page for a title.
- Write your response to the prompt below.
- Go back to reread your writing to check that it makes sense.
- Read it again to check for correct capitalization, finger spacing, spelling, and punctuation.



Writing/Grammar
(25 minutes)


Overview

- Identify homophones.

Things to Know: A **homophone** is a word that is pronounced the same as another word but differs in meaning. The words may be spelled the same, such as rose (flower) and rose (past tense of "rise"), or differently, such as carat, caret, and carrot, or to, two and too.

Task 2

- Find the first packet in your envelope titled **Homophones Match it Up Set 1**.
- Go the page titled **Homophones in Sentences Set 2**.
- Read each sentence and circle the word that completes the sentence correctly.



Tuesday March 24th – Mrs. Unsihuay’s Class Resources

All completed work can be stored in the envelope and returned when we return to school if you choose.

Mathematics
(30 minutes)

Overview

- Use addition strategies and algorithm to add up to 3-digit numbers with regrouping in ones and tens.
- Use place-value understanding and properties of operations to add and subtract within 1,000.

Explanation: See the specific directions for each activity.

Task 1: Addition with Regrouping in Ones and Tens

- Find the first math packet in your envelope titled **Lesson 2 Place Value**.
- Complete pages 27 and 28.

Task 2: XtraMath

- Practice your recall of basic facts by logging in to **XtraMath** and trying to beat your last score.

https://xtramath.org/#/signin/student_other

Task 3: Finding 10 less/more and 1 less/more


- Use understanding of place value and addition to find missing numbers when playing

Addition Brain Workouts at

https://www.mathplayground.com/brain_workouts/brain_workout_01_addition.html

This game is challenging and will involve problem solving as well as computation. Click on the blue screen to start playing.

For additional practice opportunities created by the CBSD Math Coaches, see the pdf that I emailed to you.



Reading
(45 minutes)

Overview

- Build background knowledge for endangered animals and respond to questions in complete sentences using correct conventions.
- Read with accuracy and fluency to promote comprehension.
- Know and apply grade-level phonics and word analysis skills in decoding text.

Explanation: You will learn about how scientists work to help animals as you get ready to read **Orangutan School** in Scholastic News this week by reading **School of Apes** and responding to the questions in **Read and Think**.

Things to Know

The magazine this week is from April 2019. To find it online, click on “All Issues” at the top and use the arrow at the bottom to turn to the page 3 to find this magazine.

Access **Scholastic News** via **Clever** OR use the link below.

<https://digital.scholastic.com/resources/classpasscode/?app=sn2&state=%2F&role=classroom>

Password: bear2

Remember to restate the questions and answer in complete sentences.

Task 1: Scholastic News

- Find the packet titled **Make a Word Web**.
- Go to **Read and Think**.
- Read the questions.
- Find the article **School for Apes**
- Answer the questions.
- Edit your sentences for correct capitalization, punctuation, finger spacing, and spelling.




Task 2: Independent Reading

- Find a quiet, comfy spot to enjoy reading a book.

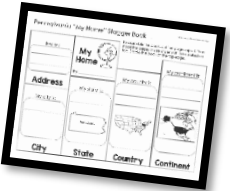
Task 3: Read Aloud

- Visit Seesaw to listen in for our newest Read Aloud: *The One and Only Ivan* by Katherine Applegate.



Tuesday March 24th – Mrs. Unsihuay’s Class Resources

All completed work can be stored in the envelope and returned when we return to school if you choose.

Specials (20 minutes)	<p>Mondays: Library https://www.cbsd.org/Page/45981 Mrs. Kehan</p> <p>Tuesdays: Art https://www.cbsd.org/Page/48545 Mrs. Hallman Diccio</p> <p>Wednesdays: QUEST https://www.cbsd.org/Page/45881 Mr. Sidelinker</p> <p>Thursdays: Music https://www.cbsd.org/Page/45977 Mrs. Kelly</p> <p>Fridays: P.E. https://www.cbsd.org/Page/45979 Mr. Riley</p> <p>Option: Share your work in Seesaw by uploading a photo.</p> <div data-bbox="998 210 1534 535" style="border: 1px solid black; padding: 10px; transform: rotate(-10deg);"><p>I'll post our links for all our specials each day so students can choose to go back to finish a project and/or visit a special scheduled on Fridays.</p></div>
Social Studies (20 minutes)	<p>Overview</p> <ul style="list-style-type: none">Locate and identify the oceans and the continents. <p>Explanation: This week we'll continue to explore geography.</p> <p>Task 1</p> <ul style="list-style-type: none">Look for and create the My Home booklet. This activity is planned for rest of the week (3 days) and is intended to inspire interest in researching the personal questions students may have about the communities in which they live, near and far. <p>Option: Share your work in Seesaw by uploading a photo.</p> <div data-bbox="1274 609 1502 798" style="border: 1px solid black; padding: 5px;"></div>